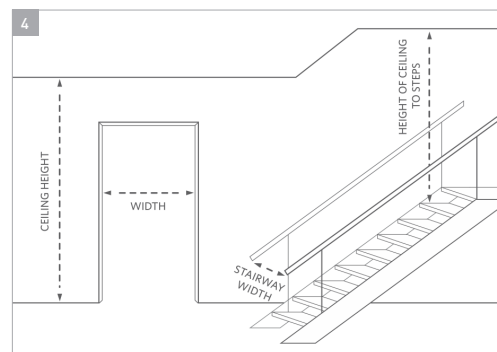
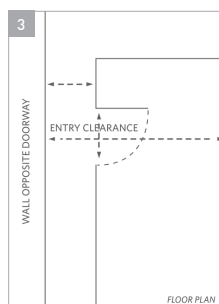
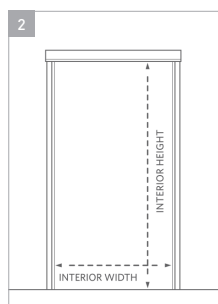
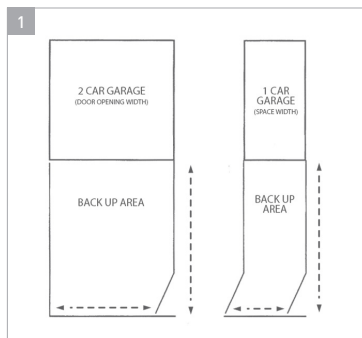


Measuring for Delivery Access

If you feel that access to your property is tricky, here is a guideline on the measurement you need to take to help us ensure a successful delivery. When measuring the space, remember to take into account pathway obstructions and constraints, such as lights fixtures, decorative moldings, and interior walls.



Check Access and Parking for Delivery Vehicle ¹

- We use a 4.5 tonnes truck for delivery, the height to the truck is **3.3 meter**. If you are not sure how large a 4.5 tonnes truck is, it's the largest truck you can drive in NSW using a normal C Class NSW Drivers License.
- If your driveway or loading dock is not able to accommodate our truck, please let us know in advance.

Measure Pathways to Designated Room

Doorway and Entrance ²

- Measure the height and width of ALL exterior/front doorways that your ordered furniture will need to go through to reach its desired destination.
- Alternative entrance such as through backyard or patio area of your house can also be used. Please note that we will not hoist furniture or remove windows/doors.

Elevator ²

- If you live in an apartment, please also measure the space of the lift to make sure your ordered furniture pieces can be loaded onto it.

Hallway ³

- Please remove potential obstacles such as hall tables, decorative items and paintings in the hallway to make sure they are not damaged during delivery.
- In case of delivery of large items, please ensure that there is enough space in the hallway to turn into adjacent room.

Stairways ⁴

- Stairway measurements can be tricky, especially for bulky items such as sofa, bookcase and buffet. Make sure you measure the width and height of the stairway to ensure there is enough space to maneuver furniture around a narrow turn.



Consult with our sales staff

Please inform the measurement you have gathered with our sales staff, who will measure the furniture and determine if access is possible. Please note that often sales staff need to discuss access with our delivery team to make sure that your new furniture will fit inside your home.

WintonsTeak®

For more information contact

Moore Park 02 9662 8467 Artarmon 02 9439 1600

Castle Hill 02 9680 8571

e customer_service@wintonsteak.com

